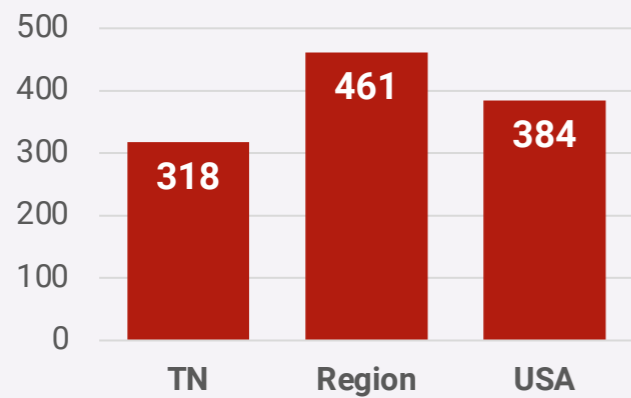


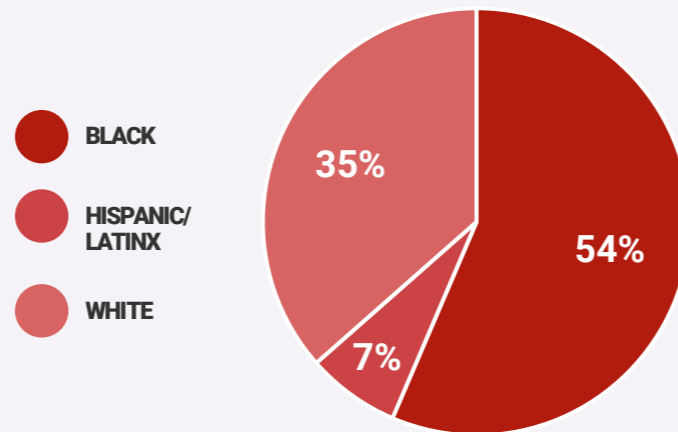
# HIV IN TENNESSEE

In 2021, there were **18,738** people living with HIV in Tennessee. That same year, **831** people were newly diagnosed with HIV.

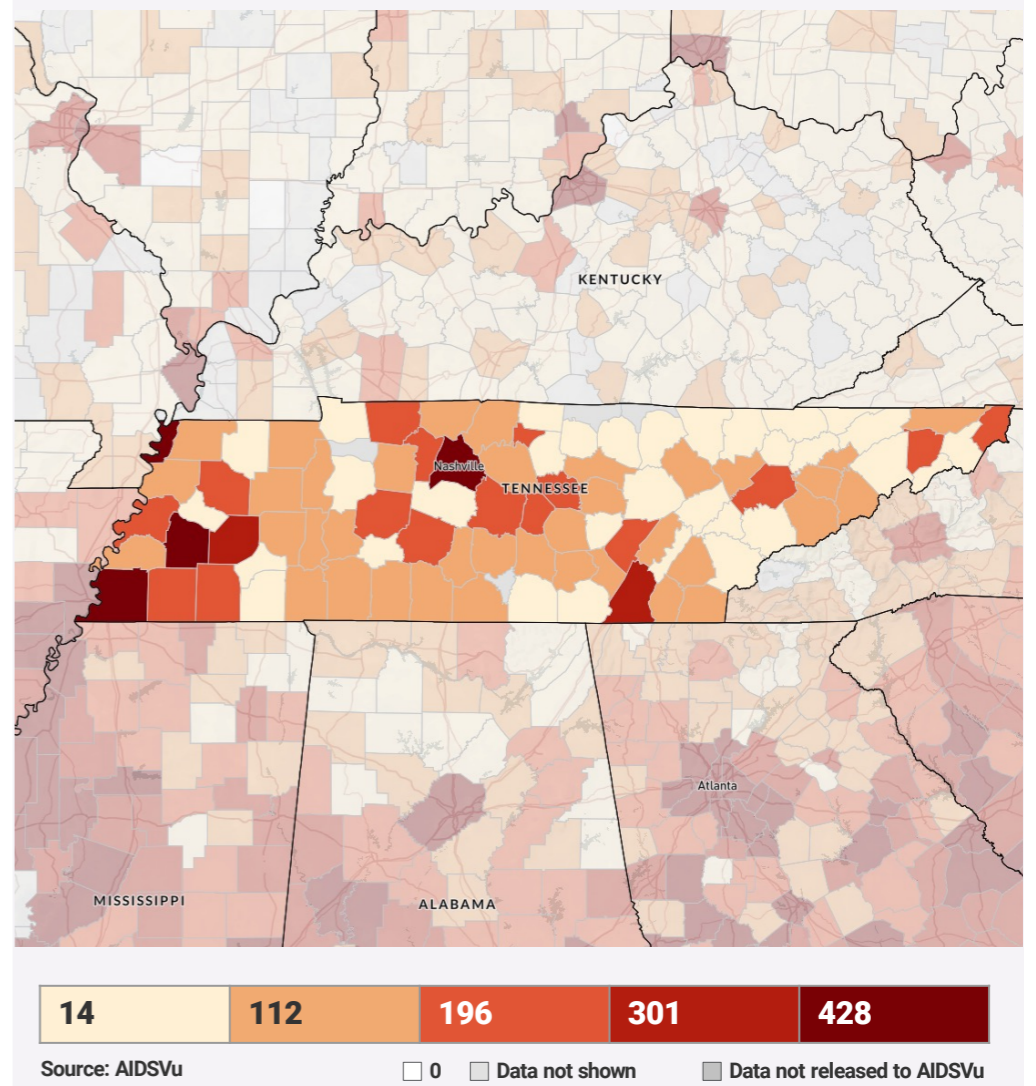
Rate of people living with HIV per 100,000 population, by Geography, 2021



Percent of people living with HIV in Tennessee, by Race/Ethnicity, 2021



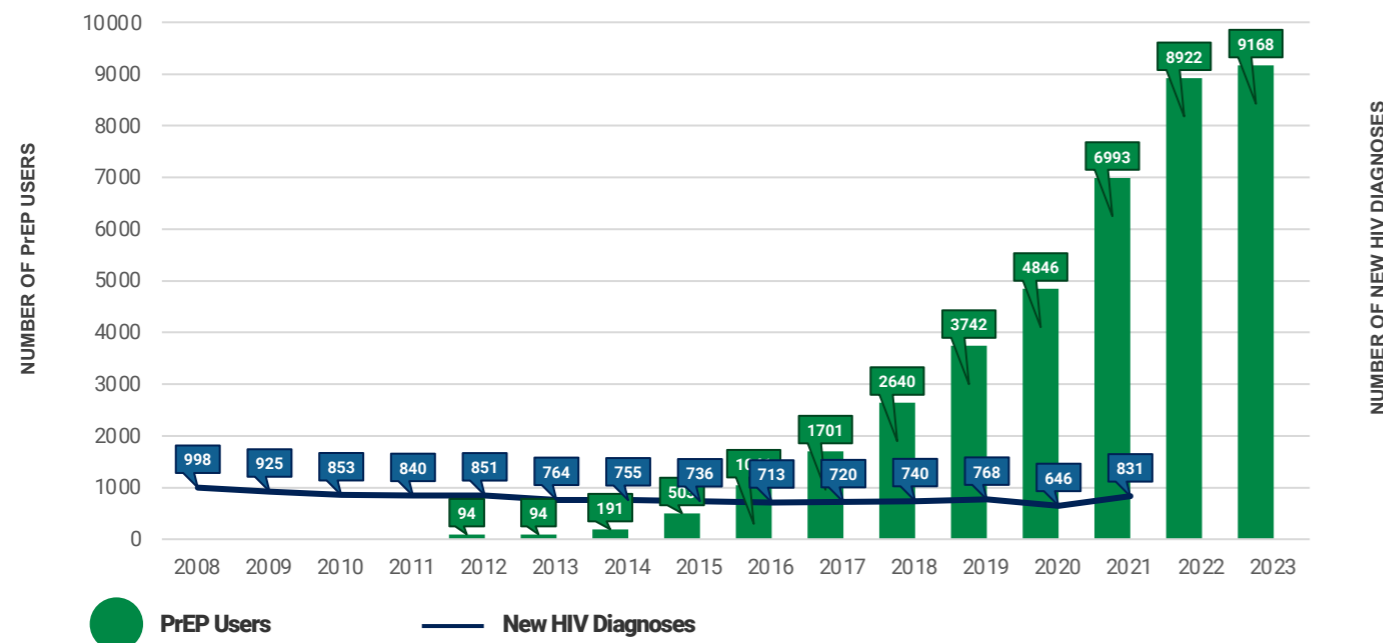
Rates of Persons Living with HIV per 100k, 2021



## New HIV Diagnoses & PrEP Use

Pre-exposure prophylaxis, or PrEP, can protect people from acquiring HIV. We know that PrEP works in reducing new HIV diagnoses. Yet, PrEP use is not equitable. For example, **Black people represented half (49%) of new HIV diagnoses in the South, yet were only 21% of PrEP users in the region.**

Number of PrEP Users in Tennessee, 2012-2023 vs. Number of New HIV Diagnoses in Tennessee, 2008-2021



Percent of people newly diagnosed with HIV in Tennessee, by Race/Ethnicity, 2021



Percent of PrEP users in Tennessee, by Race/Ethnicity, 2023



## Viral HIV Suppression

Viral suppression is defined as those living with diagnosed HIV who had suppressed HIV viral load (<200 copies/mL).

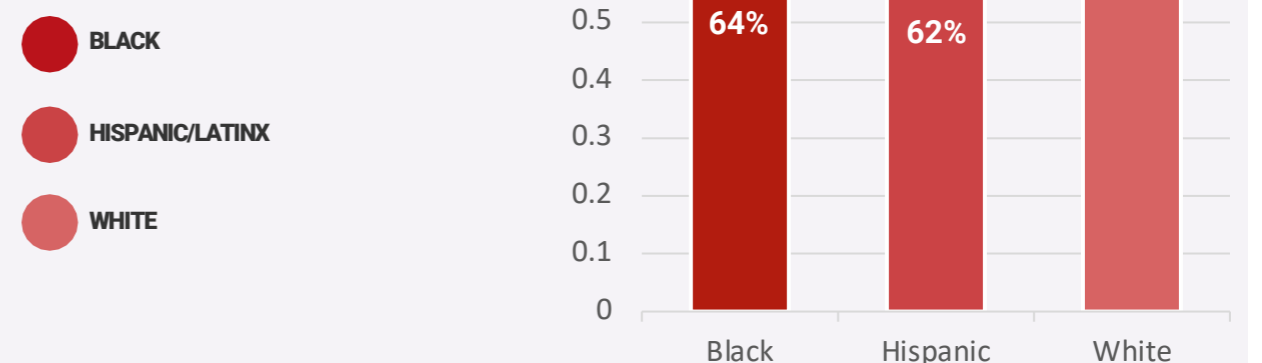
Number of people living with HIV who were virally suppressed in Tennessee, 2021:

**12,005**

Percent of people living with HIV who were virally suppressed in Tennessee, 2021:

**67%**

Proportion of people virally suppressed in Tennessee, by Race/Ethnicity, 2021



# SOUTHERN POLICYMAKER ACADEMY

**JULY 30-31 | ATLANTA, GA**

DATA PRESENTED BY:



PRESENTED BY:



SPONSORED BY:

